

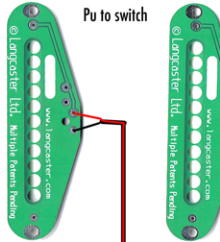
BAD CONNECTION!



Check the tip and ring are making the correct contacts.

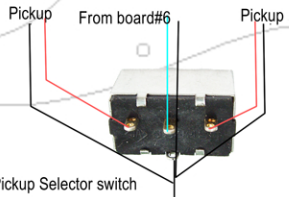
1. Blue # 10 going to jack tip.
2. Black earth wire from the board going to jack middle earth.
3. Black wire from the battery is going to the ring of the jack,

4. Red #5 is going to the Batt clip +
5. Pickup earth wires shielded to earth of switch # 6 shielded of the board to centre of switch & shield to earth
6. To hear a sound with or without overdrive to by pass the switch connect the green #9 to either the yellow or the green wire to hear a sound!
7. Connect the battery, plug the cord in the jack and tap on the pickup.

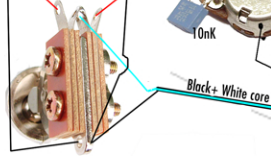


Neck pickup to

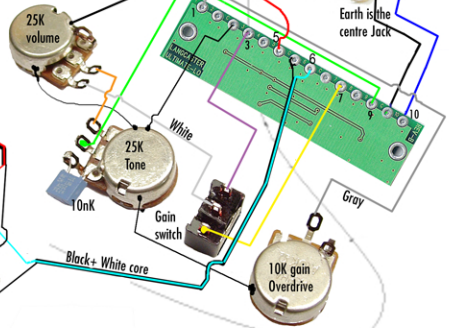
Black + white core



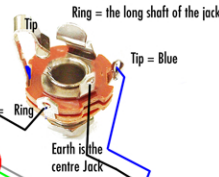
Pickup Selector switch



LP Pickup Selector switch



9V BATTERY
(can fit under upside-down jack-plate)



Ring = the long shaft of the jack

Tip = Blue

Earth is the centre Jack